



Finance Advisory Council Secure Website

HOW TO CHANGE YOUR PASSWORD


01/21/2022



Finance Advisory Council Secure Website

HOW TO CHANGE PASSWORD

You are not required to change the password that was created for you by Region One. However, if you would like to reset your password go to the Finance Advisory Council login page. You can access by going to Region One's home page at www.esc1.net.





Finance Advisory Council Secure Website

HOW TO CHANGE PASSWORD

From the homepage, you will scroll down and locate the Advisory Council/Instructional Leadership Network section.

2019-2020 Annual Performance Report

2021 STAAR Results

Accessibility Statement

Adult Education

Advisory Councils/Instructional Leadership Network (ILN)

Alternative Certification Programs

Bids & Proposals/Purchasing

Board of Directors



27th Annual Region One Technology Conference - May 17 - 19

The Region One Technology Conference is back and it's going to be awesome! This premier event attracts educators, technology professionals, business and community members to participate in engaging breakout sessions, networking, and lots of sharing and learning.



Transformational Leadership Academy - Multiple Dates

Join us for this 3-day academy designed to prepare the next generation of school leaders! Open to new and experienced Principals and Assistant Principals.



Special Education Institute - June 14 -16

Keep up to date with the latest information in the area of Special Education. Various session topics to address specializations-open to all Special Education personnel. Registration deadline is June 3.



Finance Advisory Council Secure Website

HOW TO CHANGE PASSWORD

Advisory Councils

[Overview](#)

[Articles](#)

[Calendar](#)

[Instructional Leadership Network](#)

Held monthly while school is in session, Instructional Leadership Network (ILN) sessions are organized as a forum for sharing information related to critical topics of greatest importance to district and school leadership teams, and for providing guidance and input to the Division of Instructional Leadership, School Improvement, and College Readiness Support. The Instructional Leadership Network is composed of Instructional Leadership Team members as identified by their district. This may include Assistant Superintendents or Directors of Curriculum and Instruction, School Improvement, Federal Programs, and College and Career Readiness efforts at all Region One public school districts and charter schools. ILN members discuss pertinent agenda items related to accountability, special programs, TEKS, STAAR, school improvement, school leadership, professional development, curriculum development/alignment, parental involvement, and other critical issues at the local, state, and national levels. Opportunities for educator networking and sharing of best practices by district representatives are also integrated into the ILN sessions. Sessions are held at the Region One ESC Main Office in Edinburg, TX and are delivered to remote sites in real time when requested in the registration process. Sessions are held at the Region One ESC Main Office in Edinburg, TX and delivered to remote sites in real time when requested in the registration process.

Contact: Melissa I. Lopez (956) 984-6046

Finance Advisory Council

The Finance Advisory Council is organized as a forum for sharing information and providing guidance in the area of school finance. Chaired by the Region One Deputy Director, the Council is comprised of heads of finance of all Region One area school districts. The council meets monthly to discuss pertinent agenda items related to the improvement of financial operations. Speakers are brought in for the professional development of the Finance Advisory Council members. Networking and sharing of best practices by the school district representatives are also accommodated through the monthly meetings. The center has partnered with Moak Casey & Associates for financial consulting services and monthly updates to legislative of finance issues.

Contact: Rumalda Ruiz (956) 984-6290

[Finance Advisory Council](#)



Click on the link for
Finance Advisory Council.



Finance Advisory Council Secure Website

HOW TO CHANGE PASSWORD

Login to the site.

A screenshot of the Region One Education Service Center website. The header is blue with the organization's logo on the left, the name "Region One Education Service Center" and "50 Years of Excellence" in the center, and three icons (shaking hands, a notepad, and a document with a checkmark) on the right labeled "Employment", "Workshops", and "Financial Transparency". Below the header is a light blue navigation bar with links: "Home", "About Us", "Divisions", "Workshops", "Programs & Services", "Schools", "Students", and "Login Directory". The "Home" link is highlighted. Below the navigation bar, the breadcrumb "Home » Sign In" is shown. A blue box contains the text "Enter your user name and password to sign in." and a smaller line of text: "You can use this site without being registered or signing in, but registered users who sign in may have access to additional features and information. Please remember that your password is case-sensitive." Below this is a yellow-bordered box containing the login form. The form has two fields: "* User Name:" and "* Password:". The "User Name" field is highlighted with a red border and has a cursor inside. Below the form are two buttons: "Sign In" and "Forgot My Password".

Region One Education Service Center
Education Service Center
50 Years of Excellence

Employment Workshops Financial Transparency

Home About Us Divisions Workshops Programs & Services Schools Students Login Directory

Home » Sign In

Enter your user name and password to sign in.

You can use this site without being registered or signing in, but registered users who sign in may have access to additional features and information. Please remember that your password is case-sensitive.

* User Name:

* Password:

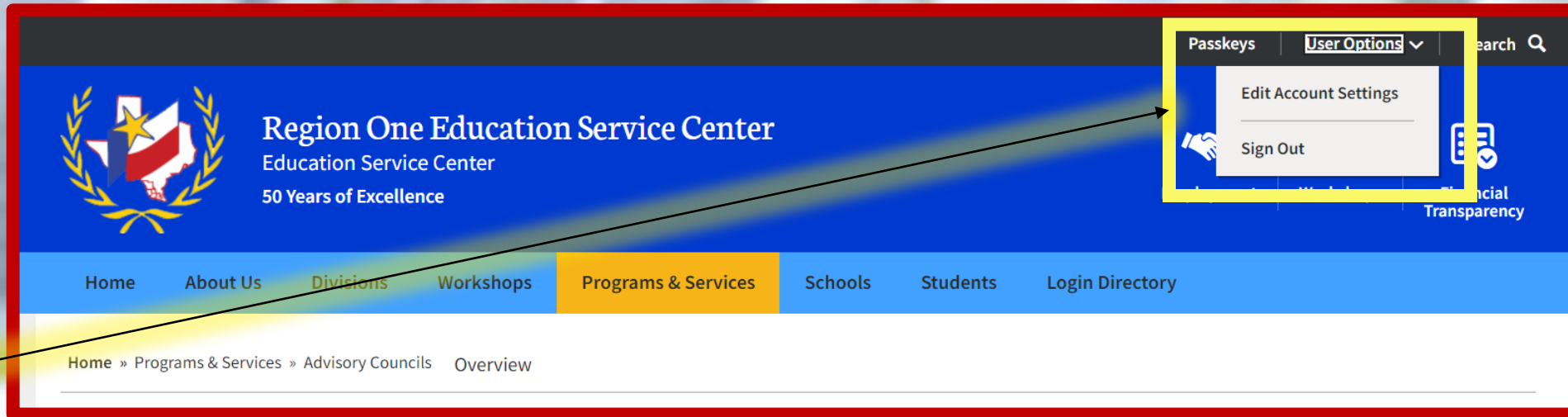
Sign In Forgot My Password



Finance Advisory Council Secure Website

HOW TO CHANGE PASSWORD

Once you're logged in, click on "User Options" and "Edit Account Settings" located at the upper right-hand corner of page.

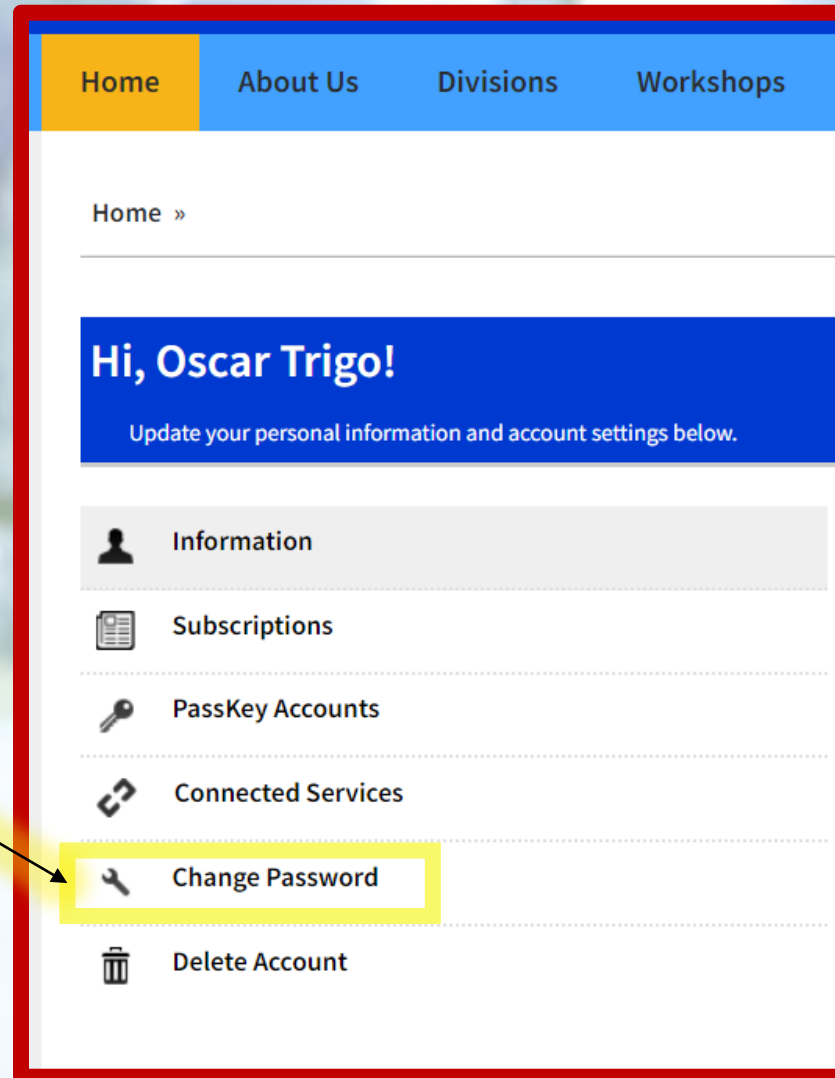




Finance Advisory Council Secure Website

HOW TO CHANGE PASSWORD

Click on Change Password.

A screenshot of a web application interface for a secure website. The interface has a blue header with four navigation tabs: "Home" (highlighted in orange), "About Us", "Divisions", and "Workshops". Below the header, there is a breadcrumb trail "Home »". A blue banner displays the greeting "Hi, Oscar Trigo!" and the instruction "Update your personal information and account settings below." Below this banner is a list of account management options, each with an icon and a label: "Information" (person icon), "Subscriptions" (calendar icon), "PassKey Accounts" (key icon), "Connected Services" (two connected squares icon), "Change Password" (wrench icon, highlighted with a yellow box), and "Delete Account" (trash can icon). A yellow arrow points from the "Click on Change Password." text box to the "Change Password" option in the list.



Enter your current password and the new password you would prefer to use. Once you have entered the required information, click on "Change Password".

Finance Advisory Council Secure Website

HOW TO CHANGE PASSWORD

Change Password

Your password can be up to 50 characters and is case-sensitive.

This password will be sent over a secure connection.

* Current Password:

* New Password: ?

The strongest passwords contain a mixture of upper and lower case letters, numbers and special characters.

* Confirm New Password:

Change Password



***Finance Advisory Council
Secure Website***

THANK YOU